




GCSE Fine Art Guide

How to smash it!

 100% done to a high standard

 Done but I need to do more

 Not yet- - need to do

DEVELOP IDEAS



AO1

Develop ideas through sustained and focused investigations informed by contextual and other sources, demonstrating analytical and critical understanding

- Explore range of artists and ideas linked to the theme (mood board)
- Include relevant, high quality examples of other artists work
- Annotate with notes and analysis showing what you understand and find interesting about the work of others
- Make your own responses to the artists work WITSOs (1-2 examples per artist)
- Use key vocabulary



EXPERIMENT

AO2

Explore and select appropriate resources, media, materials, techniques and processes, reviewing and refining ideas as work develops

- Use a wide variety of media in a skilful way
- Use media or ideas you have not tried in this project before
- Link your use of media to the artists you are exploring
- Write about your ideas and reflect on your outcome (use extended versions of www/ebi)
- Include review pages such as a final piece proposal page, evolution pieces and planning of ideas which show how your ideas develop and refine

AO3

RECORD



Record ideas, observations and insights relevant to intentions, reflecting critically on work and progress

- Include high quality first hand observations (your own photos and drawings)
- Clearly explain your ideas using reflective, personal annotations with key vocabulary
- Ensure your project tells a clear story from starting point to final piece



FINAL PIECE

AO4


Present a personal and meaningful response that realises intentions and, where appropriate, makes connections between visual and other elements


- Make a final outcome that links to the preparatory work in your book
- Make a final piece that is meaningful or personal
- Ensure your outcome links either conceptually or practically to the work of the artists you have studied
- Create combined WITSOs
- Make sure your final piece is original and not just a response to one artist
- The final piece should be high quality and highly skilled


Are there any other areas you need to work on over the next few lessons?

Project Management

Using SMART targets

 Any tasks from your list which are green are complete- well done.

 From your orange list, Identify which aspects need improving. Ask yourself WWW/EBI? Set a smart target based on this.

 Use SMART target to set a goal for yourself based on completing an item on your red list.



Date: _____

SMART TARGET (green pen):

Teacher
comment: _____

Date: _____

SMART TARGET (green pen):

Teacher
comment: _____

Date: _____

SMART TARGET (green pen):

Teacher
comment: _____

Name: _____ Candidate No: _____ Target Grade: _____