

Year 6 Parents' Induction Evening

Tuesday 30th June 2026





A welcome from the Head Teacher

To provide an inspiring environment at the heart of our school community where every student is valued and challenged.

Students learn to think independently, pursue their ambitions and achieve to their highest potential.




Aims of the evening

- **Our school's vision and priorities** - Lucy Owoh (Headteacher)
- **Introduction to the team** - Tom Robinson (Assistant Headteacher / Year 7 SLT Link)
- **Vision for Year 7** - Lucia Gomez (Head of Year 7)
- **Transition Process and Induction Day Reminders** - Tom Robinson
- **Getting Organised for September** (equipment, lunches, absences, the school day, timetable and curriculum) - Tom Robinson
- **How you can support your child to get ready for Secondary school** - Tom Robinson



My values



Midhurst Rother College
The best in everyone™
hrf@hrf.ac.uk



What is it like to be a student at Hoe Valley?

Principled and Well Rounded



Academic Excellence



This is a lovely school

- Top facilities
- Students who are happy and proud of their school community
- Strong careers programme through our Work-Ready agenda
- A culture that celebrates successes
- Committed staff who go the extra mile
- Supportive parents



Our Vision

To provide an inspiring environment at the heart of our school community where every student is valued and challenged. Students learn to think independently, pursue their ambitions and achieve to their highest potential.



Our Vision





What does this mean?

We develop a community that has a high ambition for what we can be and what we can achieve for all students

We are determined to be our best and inspire that in each of us

We create and cultivate a safe and happy school environment



Our School Priorities

1) **Classroom typicality**: the same high standard of all students in every classroom. Children work for every minute of every lesson everyday

Why does this matter?

- Our students get only one chance...
- We are ambitious for all our students and we want them to know it
- If we expect it from them in every lesson, they will expect it of themselves



Our School Priorities

2) **Behaviour typicality**: consistently excellent conduct and courtesy in every area of the school

Why does this matter?

- Our job is to grow young people who are considerate and have good character
- Maintain a safe and happy school community
- Excellent behaviour liberates us all to succeed



Our School Priorities

3) **Everyone attends:** all staff, parents and carers actively support high attendance

Why does this matter?

- Students cannot learn if they are not in school
- It helps reduce negative behaviour caused by gaps in learning
- It says our students are happy and feel they belong



Our School Priorities

4) **Work-Ready**: all students are aspirational for their future and are equipped with the skills to thrive in the workplace of the future

Why does this matter?

- It exposes students to multiple different post-16 pathways and career opportunities
- Students are well informed and equipped to decide the best route for them in the future
- Students attain transferable skills no matter which direction their career path might take



Thank You



For trusting us with your child. Our door is always open.



Senior Leadership Team



Ms L Owoh
Head Teacher



Mr K Kelly
Deputy Head Teacher



Mr O Hamshar
Deputy Head Teacher



Mr T Robinson
Assistant Head Teacher



Mrs R Taylor-Wareham
Assistant Head Teacher



Mr W Inglis
Head of Sixth Form &
Assistant Head Teacher



Mrs S T Newman
School Business Manager



Year 7 Team

Year Group	Form Group	Form Tutor
Year 7		
Head of Year: Lucia Gomez SLT Line Manager: Tom Robinson	House name TBC	Rick Civil
	House name TBC	Amelia Tribe
	House name TBC	Jayden Darnell
	House name TBC	Beth Tippins
	House name TBC	Keturah Salmon





Welcome from the Head of Year 7

Miss Gomez





Transition Process

- **May/June** - Visits to primary schools / pre visits for selected students.
- **24th June** - 1:1 virtual meeting with SLT
- **30th June** - Induction Evening for Parents
- **1st July** - Induction Day for Students
- **8th September** - KS3 Parents Information Evening
- **28th September** - Meet the Tutor 1:1 virtual meeting



Induction Day Reminders

- Students to arrive at **9AM at reception** in **Primary PE Kit**
- Bring **water bottle** (sunscreen and hat if hot weather)
- Students will take part in team building exercises, a PE lesson, Science lesson and either Art/DT.
- Students will be placed into **tutor groups** which may change for September and will be accompanied throughout the day by teams of prefects.
- Students will **finish the day at 3PM**
- Students should be **collected by reception at the end of the day**. If your child is walking home then please notify the school.



The School Day

7.45am - 8.15am	<i>Breakfast club</i>
8.15am - 8.30am	School opens to all students
8.30am - 8.50am	Tutor time
8.50am - 9.45am	Lesson 1
9.45am - 10.40am	Lesson 2
10.40am - 11.00am	Break
11.00am - 11.55am	Lesson 3
11.55am - 12.50pm	Lesson 4
12.50pm - 1.40pm	Lunch
1.40pm - 2.35pm	Lesson 5
2.35pm - 3.30pm	Lesson 6
3.45 - 4.45pm	Enrichment



Equipment for September

- *School uniform*
 - Pencil case
 - Blue or black pen for writing in lessons
 - Pencil for writing or sketching
 - A ruler, rubber, sharpener
 - Selection of highlighters
 - Purple pen for corrections and feedback
 - Scientific calculator for Maths & Science
 - A Geometry set for Maths and Science
 - Reading book
 - Headphones
-
- *Students will be provided with locker key & locker (replacement: £5)*



Chromebooks

- For previous Year 7 intakes we have started the school year by issuing **each pupil with a chromebook**.
- However, there has been recent **DfE recommendations** around safeguarding concerns and **reducing social media/screen time** in and out of school.
- From this year we have made the **decision not to continue with Year 7** having a designated Chromebook, but instead **banks of Chromebooks** in school that are available to be **used in lessons as a additional teaching tool**.



Chromebooks

- We believe students will receive a more **balanced approach** to learning as opposed to becoming **over reliant on chromebooks**.
- However, we remain committed to ensuring access to electronic material and developing **digital skills** that is part of our **Work Ready focus**.
- **Homework club** will be available after-school each day to **access computers** if needed.



School Lunches

- **1st September** - all parents will receive an email invitation to join 'Parent Pay.' to add funds for lunch.
- **3rd September** - all students with biometric consent will have fingerprints scanned ready for use in canteen the following day.
- Those without fingerprint consent will receive a physical fob.




Free School Meals

- New process for free school meals from September.
- All must reapply using online form (paper copies available) sent by the school in induction pack.
- New criteria means you could receive FSM if you have not qualified before, if you are on universal credit.
- Any questions, please email fsm@hoevalleyschool.org.



Absence Reporting

- If your child is too ill to attend school you should report your child's absence before **8.00am**. You can do this by **emailing absence@hoevalleyschool.org** or by telephone on **01483 662627**.
- If a child fails to register, or is absent and we have not **received notification by 9.30am** we will be in contact to find out what the reason is.



Student Timetables

- **Paper copies** given to students on first day to keep and display.
- **Tutor time session** in Sept to explain how to navigate the 2 week timetable (Week A and B)
- Student timetable is also accessible via any device through the **Edu-Link platform**. This also used for reports, record of house points etc.
- More details on how to access this platform **will be sent in September**.



	AMon	ATue	AWed	AThu	AFri
Reg	Tutor FKH 202	Tutor FKH 202	Tutor FKH 202	Tutor FKH 202	Tutor FKH 202
1	DT and Art CKY 039	English HWH 139	Independent Study DCD 204	English ASR 140	English ASR 140
2	English HWH 139	Computer Sc PCS 234	English HWH 139	Science DGS 227	German NBE 237
3	Science DGS 224	German LGZ 236	Science NAL 227	History JDL 107	Science ISI 227
4	Geography HSE 207	History JDL 107	Maths MNR 207	Drama LCT 124	History NGD 106
5	Maths MNR 203	Maths DCD 203	DT and Art CKY 039	Maths MNR 207	Maths MNR 207
6	PE TRN PE1	Science DGS 224	German NBE 237	Geography HSE 207	PE GBR PE1

Week commencing Monday 29 June 2028

AMON ATUE AWED AFRI

Period	Subject	Room	Teacher	Start	End
AMon:Du t	-	-	-	08:15	08:30
AMon:Rie g	Tutor (7N/Tu)	Maths 202	Mrs F. Khan	08:30	08:50
AMon:1	DT and Art (7V/Tu)	Food Technology	Mrs C. Kelly	08:50	09:45
AMon:2	English (7N/En)	Eng 139	Mr H. Welch	09:45	10:40
AMon:Du t	-	-	-	10:40	11:00
AMon:3	Science (7N/Sc)	Lab 224	Mr D. Groves	11:00	11:55
AMon:4	Geography (7N/Ge)	Maths 207	Mrs F...	11:55	12:50
AMon:Du t	-	-	-	-	-
AMon:5	Maths (7N/Ma)	Maths 203	-	-	-
AMon:6	PE (7V/Pe)	PE space 1	-	-	-
AMon:Du t	-	-	-	-	-
AMon:7	-	-	-	15:45	16:40

edulinkone

Our Curriculum

- More detailed information provided in **KS3 Parents Information Evening in September.**
- Information available via the following page of the [school website.](#)
- Our **Curriculum journeys** are a good starting point to explore

HOME → ABOUT US → CURRICULUM

Curriculum

The curriculum is the engine room of our school and before we even opened our doors the starting point was to ensure that there would never be wasted learning time. To this end, we built our curriculum around our students' prior learning and what they need to be able to know and do in order to thrive in the future.

We considered questions such as:

- What do our students study in year six? How can we build on this?
- What knowledge do they need to gain and how can we ensure this is deeply ingrained and not superficial?
- What skills do our students need to succeed as young adults in the working world and how can our curriculum prepare them for these challenges?
- What links can we explicitly make across different subject specialisms to help students consolidate and apply new learning?



IN THIS SECTION

- > Our Approach
- > Monitoring Progress
- > Literacy and Numeracy
- > The HVS6
- > Personalisation
- > ICT
- > Curriculum Journeys
- > PSHE & RSHE
- > Yes Futures
- > Exams & Data
- > Work Ready (Careers)
- > GCSE Preferences

HOE VALLEY SCHOOL

Art

The Art curriculum fosters unique identity as creatives, engaging and challenging students to develop their artistic skills and knowledge. It encourages them to experiment, take creative risks, invent, and create their own art with confidence, while also developing critical and analytical skills to understand the field more rigorously and independently.

The Art of Tomorrow: Inspiring Vision, Shaping Careers.

KS3

By the end of KS3 students will be able to apply the formal elements of art through drawing, painting, mixed media and 3D work. They will develop skills in observation, colour theory, and experimenting with materials, while taking inspiration from artists and literary sources to create personal, purposeful outcomes. Students will also learn to analyse artworks, respond to briefs, manage projects independently. They will explore creative pathways such as illustration, character design and special effects, therefore fostering enthusiasm and enjoyment for art, craft and design.

KS4

By the end of KS4 students will be able to explore both digital and traditional media with confidence, developing strong skills in Fine Art techniques and presenting personal ideas. They will critically analyse and evaluate artworks, select relevant artists to inspire their themes, and produce extended creative responses that showcase their knowledge and skills. Through independent projects and AQA starting points, students will engage purposefully with media and techniques, reflecting on their creative journey. They will create meaningful outcomes that meet all four assessment objectives.

KS5

By the end of KS5 students will be able to develop their intellectual, creative, and practical skills through investigative and experimental projects, including photography and personal investigations. They will work independently in depth to research, refine, and communicate their own ideas, linking their practical work to contemporary and historical artistic practices. Students will produce meaningful outcomes. Supporting written work will demonstrate critical judgement, aesthetic understanding, and the ability to meet all assessment objectives through both personal projects and responses to AQA stimuli.



Topics with the WR logo are directly linked to the Work Ready School Work Ready Agenda.

External Set Task - Moodboard, critical research & responses, gathering & recording observations, experimenting with media & refining ideas, developing outcomes

A Level Exams

YEAR 13
Personal Investigation - final outcomes & essay conclusion
Personal Investigation - experimenting with combined responses & final outcomes; main body of essay
Personal Investigation - essay introduction & plan; experimenting with combined responses

Personal Investigation - critical research & experimental responses
Personal Investigation - Experimenting with ideas, recording observations

YEAR 12
Personal Investigation - Moodboard, critical research & experimental responses, Fine Art workshops - Threshold Concepts creating a bibliography

Externally Set Task - Developing work to support their chosen starting point

GCSE Exams

YEAR 11
NEA - Developing towards coursework completion
NEA - Double page of experimentation, double page of composition, evolution piece

NEA - My World personal development
NEA - Developing a combined response
NEA - Developing an evolution piece

YEAR 10
NEA - Introduction to My World Project
NEA - Etching & Mark Making
NEA - Digital Composition

Pop Art portrait paintings, developing painting and colour theory skills
NEA - Lino Printing
Annotation & presentation of NEA, Shell drawings for digital composition

YEAR 9
Portrait drawing, proportion and oil pastel colour theory portraits
Practical response to the work of Sarah Graham acrylic painting skills
Foundation drawing skills, critical analysis & artist response

Basic clay slab techniques
Illustration Techniques

YEAR 8
3D Design
Curious Creatures Project

Colour
YEAR 7
Learning basic skills to draw and paint



How can you help at home

1. **Talk to your son/daughter** about what will happen in September. Let's work together as a team to ease their transition.
1. **Practice the morning/night before routine**; how will they get to school, packing their bag, checking timetable, uniform all laid out and ready.
1. Start to give them more **independence** at home. They will need to develop this crucial skill to navigate secondary school successfully.
1. **Establish clear boundaries/routines with screen time** to support their physical and mental wellbeing, particularly at night. Blame us!
1. Make sure they are **practicing learning** in some format over the summer, it's a long break!



Year 6 Transition - September 2026

We know how important it is for your child to feel relaxed and happy about the transition from primary to secondary school. As part of our transition programme for Year 6 children who are joining us in September 2026, we will be sharing lots of information so please check back on this page regularly as new information will be added over the coming weeks and months to aid a smooth transition in to Year 7.

We look forward to welcoming you to Hoe Valley School!

Transition Information Letter 15.06.26.docx

PDF File



New FSM Process Letter - June 2026

PDF File



How do I sign in to Google Classroom?

PDF File



Year 6 Transition FAQs Sept 2026

PDF File



Y6 – Summer Reading Booklet

PDF File



School Nurse Service – Vaccinations given in School

PDF File




Welcome Letter 14.04.26

PDF File



Summer Work on Google Classroom



Google Classroom

- **No obligation to complete this work** but links are available within transition information letter which is also available [here](#) on the website.
- Great opportunity to start to learn to navigate **Google Classroom**.
- **Summer Reading Booklet** also available.



Questions

- Please do come and find one of the staff members before you leave and we can answer any questions.
- Drop an email to the office if you think of something when you get home at office@hoevalleyschool.org
- We look forward to seeing your son/daughter in the morning for Induction Day and you again on the **8th September** at the **KS3 Parents Information Evening**.





Family Handbook

All the content included in this presentation, plus additional information, can be found in our family handbook which is available [here](#) or by following the file path below on the website

HOME → PARENTS & CARERS → FAMILY HANDBOOK

Family Handbook

If you would like to download a copy of our Family Handbook for link below.





Thank you for joining us today

