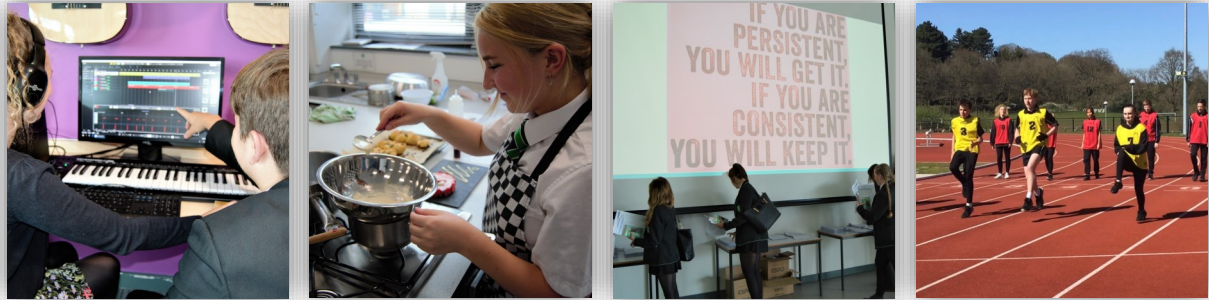


Hoe Valley School



Year 11 Curriculum Overview A Guide for Parents 2023 - 2024



Inspiring a Love of Learning



HOE VALLEY SCHOOL

Address: Egley Road, Woking, GU22 0NH
Office Tel: 01483 662627
Email: info@hoevalleyschool.org
Web: www.hoevalleyschool.org
Head Teacher: Mrs J Davies

Dear Parent / Carer,

This booklet provides an essential guide to the upcoming year. It gives the current details about all the subjects at HVS and what students will be examined on in the Summer exams. GCSE exams will take place as usual this year. As soon as the exam boards confirm the timetable we will share this with you.

During the year, the students will be working towards their GCSE exams with mocks scheduled for the end of this term in November. Throughout the year, students will also continue to gain information about both further and higher education opportunities as well as various career paths via a range of workshop and external agency presentations. Mr Inglis and Mr Robinson are available to provide any additional support necessary in this area.

We continue to focus heavily on instilling our Hoe Valley School C.I.R.C.L.E. values as the students develop in age and maturity. They are central as these values enable students to achieve their full potential both in and out of the classroom.

The curriculum continues to rise in intensity which all students have taken in their stride. Your son/daughter's form tutor will be ensuring they are maintaining good routines throughout the year and alongside their teachers, will be aiming to provide support in many ways so students go into their exams with confidence. It is vital that all students commit to their revision from the outset of the year and get in the habit of doing so consistently. We have a number of supportive events planned to aid in the development of students' revision skills and techniques.

We hope that your child has transitioned well into Year 11 and is excited to progress to the final year at Hoe Valley School and towards the next step in their future.

Yours sincerely,

Madeeha NOOR

Mrs M Noor
Head of Year 11

Core Subjects

- English
- Maths
- Science (Double Award)
- Science (Triple Award)

English

“Today a reader, tomorrow a leader”

Subject Lead: Ms Taylor-Wareham

Useful Websites:

<https://www.bbc.com/bitesize/examspecs/zcbchv4>

<https://www.bbc.com/bitesize/examspecs/zxqncwx>

Exam Board: AQA

<https://www.aqa.org.uk/subjects/english/gcse/english-language-8700/specification-at-a-glance>

<https://www.aqa.org.uk/subjects/english/gcse/english-literature-8702/specification-at-a-glance>



	Autumn Term	Spring Term	Summer Term
Language	Spoken language presentations	Non-fiction reading and writing	Revision of key exam skills
Skills Focus	Technical accuracy - SPaG, paragraphing, writing to persuade/argue. Presentation skills - clarity of language, organisation of ideas.	Analysis of language and structure. Development of comparison skills. Technical accuracy – SPAG; paragraphing, writing in different forms.	Analysis of language and structure. Development of comparison skills. Technical accuracy – SPAG; descriptive and narrative writing.
Exam Focus	Spoken Language Study Certification	English Language Paper 2	English Language Paper 1 and Paper 2
Assessment	Mock Exams	Mock Exams	Exam Questions and GCSE Exams
Literature	English Literature Paper One revision (Shakespeare & Jekyll & Hyde)	English Literature Paper Two revision (An Inspector Calls and Power & Conflict)	Revision of key exam skills
Skills Focus	Development of analysis skills. Exploration of themes and characters.	Development of analysis skills. Exploration of themes and characters. Development of comparison skills.	Analysis of language and structure. Development of comparison skills.
Exam Focus	English Literature Paper 1	English Literature Paper 2	English Language Paper 1 and Paper 2
Assessment	Mock Exams	Mock Exams	Exam Questions and GCSE Exams

What three things should I be doing to support my child at home?

1. Encourage them to re-read the GCSE set texts for English literature.
2. Buy the relevant revision guides to support with revision at home.
3. Support them with learning key quotations for closed book examinations.

Maths

Higher Tier

“Every problem has a solution!”

Subject Lead: Mrs Stapleton

Useful Websites:

www.gcsepod.com

<https://corbettmaths.com/contents/>

<http://www.drfrostmaths.com/>

Exam Board: Edexcel (Pearson)

http://staugs.co.uk/wp-content/uploads/2018/03/GCSE_9-1_Mathematics_Parent-Student_Guide.pdf



	Autumn Term	Spring Term	Summer Term
1st Half: Topic	Similarity and Congruence Equations and Graphs	Circle Theorems Algebra Vectors And Geometry Proof	Exam Practice and Revision
Skills Focus	Congruency rules Similar shapes—length, area and volume Solving simultaneous equations graphically Graphs of inequalities Quadric and cubic graphs Inc roots	Circle Theorems Circle Theorems Proof Algebraic Fractions Rationalising the Denominator Proof Functions Vector Notation Vector Arithmetic Parallel Vectors and Collinear Points Solving Using Geometric Proof	Using their mock papers and classwork to guide their revision
Assessment	No Formal Assessment	No Formal Assessment	
2nd Half: Topic	Revision	Proportion and Graphs	GCSE Schedule
Skills Focus	Exam Practice	Direct and Indirect Proportion Sketch Graphs from their Equations Exponential Equations Velocity Time Graphs Transforming Graphs	
Assessment	Mocks 3 X 90 Minute Papers as GCSE	2nd Mock Exams	2 Calculator, 1 Non-Calculator Papers

What three things should I be doing to support my child at home?

1. Encourage them to practise exam questions—use the Revision Google Classroom to help guide them
2. Practice interleaving skills e.g. a geometry question with algebra and ratio
3. Learn and practise using key formulas.

Maths

Foundation
Tier

“Every problem has a solution!”

Subject Lead: Mrs Stapleton

Useful Websites:

www.gcsepod.com

<https://corbettmaths.com/contents/>

<http://www.drfrostmaths.com/>

Exam Board: Edexcel (Pearson)

http://staugs.co.uk/wp-content/uploads/2018/03/GCSE_9-1_Mathematics_Parent-Student_Guide.pdf



	Autumn Term	Spring Term	Summer Term
1st Half: Topic	Quadratic Equations and Graphs Perimeter, Area & Volume 2	Fractions, Indices and Standard Form More Algebra	Exam Practice and Revision
Skills Focus	Perimeter of Straight Line Shapes Area of Straight Line Shapes Surface Area of Straight Line Shapes Volume of Straight Line Shapes Convert Between Metric Units of Area and Volume Coordinates Real-Life Graphs Distance-Time Graphs Proportion and Graphs Gradient Y-intercept Equation of a Line Circumference & Area of Circles, Arcs & Sectors Volume & Surface Area of Cylinders, Pyramids, Cones & Spheres	Multiplying and Dividing Fractions Mixed Numbers Reciprocals Index Laws - multiplying, Dividing, Brackets, Fractional and Negative Standard Form - Putting In, Taking Out, Multiplying, Dividing, Adding and Subtracting Rearranging Equations Cubic Graphs Reciprocal Graphs Find the Equation of a Line Simultaneous Equations - Graphically and by Elimination	Using their mock papers and classwork to guide their revision
Assessment	No Formal Assessment	No Formal Assessment	
2nd Half: Topic	Mocks	Congruence, Similarity and Vectors Exam Practice And Revision	GCSE Schedule & Revision
Skills Focus	Revision and Exam Practice for Mock Exams	Congruency Similarity Use Column Vectors Using their Mock papers and classwork to guide their revision	
Assessment	Mocks 3 X 90 Minute Papers as GCSE		2 Calculator, 1 Non-Calculator Papers 3 x 90 min papers

What three things should I be doing to support my child at home?

1. Encourage them to practise exam questions—use the Revision Google Classroom to help guide them.
2. Practice interleaving skills e.g. a geometry question with algebra and ratio
3. Learn and practise using key formulas.

Science

“Discover the unknown, create the future”

Subject Lead: Miss English

Useful Websites:

BBC Bitesize - KS4 Science

<https://www.bbc.com/bitesize/subjects/zrkw2hv>

Subscribe to the Youtube Channel - “Free Science Lessons”

<https://www.youtube.com/watch?v=vw6Ww-N1ZFg>

Exam Board: AQA Combined GCSE Specification

<https://filestore.aqa.org.uk/resources/science/specifications/AQA-8464-SP-2016.PDF>



	Autumn Term	Spring Term	Summer Term
1st Half: Topic	P5 - Forces Part 2 B5 - Homeostasis C6 - Rate of Chemical change C7 - Organic Chemistry	B7 - Ecology P7 - Magnetism and electromagnetism C9 - Chemistry of the Atmosphere C10 - Using Resources	Exam Preparation
Skills Focus	To be able to explain nervous and hormonal homeostasis. To be able to describe, explain and prove, through calculation, phenomena associated with forces. To be able to describe and explain how different conditions affect the rate of chemical reactions. To be able to describe, explain and evaluate the formation and use of fossil fuels.	To be able to explain the links within an ecosystem and their conservation. To be able to explain how humans can better use and preserve the resources on planet Earth. To describe and explain how the atmosphere of the Earth formed. To evaluate the use of resources on the planet. To be able to describe the uses of electromagnets and explain how they work.	Past paper questions and exam strategies
Assessment	End of topic test, extended response questions and weekly prep tasks.	End of topic test, extended response questions and weekly prep tasks.	
2nd Half: Topic	P6 - Waves B6 - Inheritance and Evolution C8 - Analytical Chemistry	Consolidation and Revision	
Skills Focus	To be able to describe and explain the use of waves. To be able to explain how life evolved on planet Earth. To be able to describe and explain analytical methods used by chemists.	Building skills in knowledge retrieval. Develop exam technique in extended response Review required practicals.	
Assessment	End of topic test, extended response questions and weekly prep tasks.	End of topic test, extended response questions and weekly prep tasks.	GCSE Exams

What three things should I be doing to support my child at home?

1. Sharing with them anything you read in the papers related to Science
2. Encourage your child to watch documentaries in Science.g. Horizon
3. Ensure they are engaged in active revision for assessments i.e. creating revision materials to help them learn and not just reading

Science

Triple
Award

“Discover the unknown, create the future”

Subject Lead: Miss English

Useful Websites:

BBC Bitesize - KS4 Science

<https://www.bbc.com/bitesize/subjects/zrkw2hv>

Subscribe to the Youtube Channel -

“Free Science Lessons”

<https://www.youtube.com/watch?v=vw6Ww-N1ZFg>



	Autumn Term	Spring Term	Summer Term
1st Half: Topic	P6 - Waves C7 - Organic Chemistry B6 - Inheritance and Evolution	P8 - Space Physics C9 - Chemistry of the Atmosphere B7 - Ecology C10 - Using Resources	Exam Preparation
Skills Focus	To be able to describe and explain the use of waves. To be able to explain how life evolved on planet Earth. To be able to describe and explain analytical methods used by chemists. To be able to describe, explain and evaluate the formation and use of fossil fuels.	To be able to describe the life cycle of a star and evaluate data about the universe. To describe and explain the changes in the Earth's atmosphere. To investigate the ecosystem using different methods, including quadrats and transects. To evaluate how the resources on Earth are best used.	Past paper questions and exam strategies
Assessment	End of topic test, extended response questions and weekly prep tasks.	End of topic test, extended response questions and weekly prep tasks.	GCSE Exams
2nd Half: Topic	P7 - Magnetism and electromagnetism C8 - Analytical Chemistry	Consolidation and Revision	
Skills Focus	To be able to describe the uses of electromagnets and explain how they work. To be able to describe and explain analytical methods used by chemists.	Building skills in knowledge retrieval. Develop exam technique in extended response Review required practicals.	
Assessment	End of topic test, extended response questions and weekly prep tasks.	End of topic test, extended response questions and weekly prep tasks.	GCSE Exams

Exam Board: AQA

<https://www.aqa.org.uk/subjects/science/gcse/biology-8461/specification-at-a-glance>

<https://www.aqa.org.uk/subjects/science/gcse/chemistry-8462/specification-at-a-glance>

<https://www.aqa.org.uk/subjects/science/gcse/physics-8463/specification-at-a-glance>

What three things should I be doing to support my child at home?

1. Sharing with them anything you read in the papers related to Science
2. Encourage your child to watch documentaries in Science.g. Horizon
3. Ensure they are engaged in active revision for assessments i.e. creating revision materials to help them learn and not just reading

Other Subjects

- Art
- Business Studies
- Computer Science
- Design Technology
- Drama
- French
- Geography
- German
- History
- Hospitality & Catering
- Media Studies
- Music
- PE
- PSHE & Citizenship
- RE
- Spanish
- Travel & Tourism
- Work Ready
- Community

Art

“Make your mark”

Subject Lead: Mrs Kelly

Useful Websites:

<http://www.tate.org.uk/> (the art and artists page)


<http://www.britishmuseum.org/> (for things to draw)

<http://www.studentartguide.com/articles/art-careers-list> (what future career can an artist have?)

<https://www.aqa.org.uk/subjects/art-and-design/gcse/art-and-design-8201-8206>

Exam Board: AQA

<https://www.aqa.org.uk/subjects/art-and-design/gcse/art-and-design-8201-8206/specification-at-a-glance>



	Autumn Term	Spring Term
1st Half: Topic	Booster Sessions Ao2	Externally Set Task—set by AQA
Skills Focus	Students will be completing their coursework project, which was started in Year 10. Students will complete a sketchbook of artist research, responses and their own work, which will lead up to a final piece.	Students respond to an externally set task set by AQA. Students will be given a theme to respond to. They will create a board of work responding to this theme, exploring different artists and their own ideas.
Assessment	Your NEA will be assessed as a whole.	Your NEA will be assessed as a whole.
2nd Half: Topic	Final Piece Development	Externally Set Task
Skills Focus	Students will continue working on their project and complete their final piece.	
Assessment	Your NEA will be assessed as a whole.	External assessment. 10 hours of supervised time.

What three things should I be doing to support my child at home?

1. The ability to do observational drawing is essential for all artists, and your child will benefit from the opportunity to draw from life and their imagination. Your child will be keeping a sketchbook at school but using one at home would be an excellent way to build their skills. Try asking them to setup and draw a still life, or to work from a photograph.
2. Visiting galleries is a great way to broaden their understanding of art concepts and genres. Lots of galleries offer virtual tours and lectures about their exhibits.
3. Allowing your child to watch YouTube art tutorials is a quick and easy way to immediately access a range of techniques and knowledge.

Business Studies

“Work today, succeed tomorrow.”

Subject Lead: Mrs Sweryt

Useful Websites:

<https://www.bbc.co.uk/news/business>
<https://www.tutor2u.net/business>

Exam Board: AQA

<https://www.aqa.org.uk/subjects/business/gcse/business-8132/specification-at-a-glance>



	Autumn Term	Spring Term	Summer Term
1st Half: Topic	Finance	Exam Practice. revisit Unit 3.1-3.6	GCSE Exams: Past paper questions and exam strategies to answer higher order questions using the AOB
Skills Focus	Students will understand the interdependent nature of Business and how the role of the finance function works with other functional areas	Knowledge and understanding of how to complete exam practice accurately. Students will review how to use case studies to achieve the best grades in higher order questions.	Applying knowledge and written skills to exam papers.
Exam Focus	Paper 2	Paper 1 & 2	Paper 1 and 2
Assessment	Multiple choice and longer answer questions on a weekly basis.		Past Papers / Exam
2nd Half: Topic	Finance	Exam Practice. revisit Unit 3.1-3.6	
Skills Focus	Students will understand the interdependent nature of Business and how the role of the finance function works with other functional areas	Exam practice and intervention sessions for all units focussing on Paper 1 & 2. Working on strategies to achieve higher level responses	
Exam Focus	Paper 2	Paper 1 & 2	
Assessment	Multiple choice and longer answer questions completed on a weekly basis	Past papers and exam strategies to answer higher level exam questions	

What three things should I be doing to support my child at home?

1. Encourage them to complete all weekly set homework
2. Encourage them to attend intervention & exam practice sessions
3. Encourage revision and to talk about a specific subject in business


Computer Science

"Challenge yourself, challenge the boundaries, challenge the future"

Subject Lead: Mr Cummins

Useful Websites:

www.w3schools.com/ www.python.org
www.bbc.co.uk/education (both KS3 and GCSE pages)



	Autumn Term	Spring Term	Summer Term
1st Half: Topic	Programming Project	Computational thinking, algorithms and programming	Past paper questions and exam strategies
Skills Focus	Students apply what they have learnt from Year 9 and 10 to follow the Software Development Life Cycle for a programming project	Understanding Computational logic, Data representation, Algorithms, translators and facilities of languages and recapping programming techniques	Applying knowledge and written skills to exam papers.
Exam Focus	Paper 1	Paper 2	Paper 1 & 2
Assessment	Assessed Program	Mock Exams	Past Papers
2nd Half: Topic	Computational thinking, algorithms and programming	Consolidation and revision	
Skills Focus	Understanding Computational logic, Data representation, Algorithms	Building skills in knowledge retrieval. Develop exam technique in extended response	
Exam Focus	Paper 1 & 2	Paper 1 & 2	
Assessment	Multiple choice and longer answer questions	Multiple choice and longer answer questions	GCSE Exams

Exam Board: OCR

<https://www.ocr.org.uk/qualifications/gcse/computer-science-i276-from-2016/specification-at-a-glance/>

What three things should I be doing to support my child at home?

1. Encourage your child to visit the websites below and complete any tasks and activities that are available
2. Ask your child what they have been learning during their Computer Science lessons and to explain any Computer Science terms to you even if you already know them! An example of a question could be 'what does CPU stand for and what does it do?'
3. Explore google classrooms together and encourage students to respond to the questions and comments posted by teachers

Design & Technology

“Skills for Life”


Subject Lead: Mrs August

Useful Websites:

BBC Bitesize - KS3 & KS4 Design & Technology
www.technologystudent.com
www.designandtech.com
www.instrucables.com
<https://www.bbc.com/bitesize/subjects/zvg4d2p>

Exam Board: AQA

<https://www.aqa.org.uk/subjects/design-and-technology/gcse>



	Autumn Term	Spring Term	Summer Term
1st Half: Topic	NEA Project	NEA Project	Revision
Skills Focus	Students will be starting their non-examined assessment. Students will be designing and producing a product which was inspired by this context, teenage lifestyle.	Students will be completing their non-examined assessment.	Students will focus on revision of the exam content, with a focus on improving exam technique.
Assessment	Your project will be assessed as a whole.	Mock Exams	
2nd Half: Topic	NEA Project	Revision	
Skills Focus	Students will be continuing their non-examined assessment.	Students will focus on revision of the exam content, with a focus on improving exam technique.	
Assessment	Your project will be assessed as a whole.	Exam Style Questions	

What three things should I be doing to support my child at home?

1. Keeping up to date with new concepts and products, watching programs like ‘how its made’ and ‘repair shop’
2. Help students manage deadlines in order to complete their NEA folder.
3. Ensure they are engaged in active revision for assessments i.e. creating revision materials to help them learn and not just reading.

Drama

“Dream, achieve, succeed”

Subject Lead: Miss Vogler


Useful Websites:

<https://www.aqa.org.uk/subjects/drama/gcse/drama-8261/introduction>

<https://filestore.aqa.org.uk/resources/drama/specifications/AQA-8261-SP-2016.PDF>

Exam Board: AQA

<https://www.aqa.org.uk/subjects/drama/gcse/drama-8261/specification-at-a-glance>



	Autumn Term	Spring Term	Summer Term
1st Half: Topic	Component 1: Written exam preparation	Component 3: Script work	Component 1: Written exam preparation
Skills Focus	Theory Exam structure Revision Mock papers	Script work: see Autumn Term second half topic skills	Theory Exam structure Revision Mock papers
Assessment	Exam Questions	Live performance to an external examiner end of January Mock Exams	Exam Questions
2nd Half: Topic	Component 3: Script work	Component 1: Written exam preparation	Component 1: Written Exam
Skills Focus	Script work: see Autumn Term second half topic skills	Theory Exam structure Revision Mock papers	Full understanding of how to write both sections C and B. Section C - Live Theatre Section B - “Blood Brothers” (page to stage as director, performer and designer) Section A -Terminology
Assessment	Live performance to an external examiner end of January Mock Exams	Exam Questions	GCSE Exam

What three things should I be doing to support my child at home?

1. Watch as much Live Theatre as possible
2. Test your child on their Drama terminology - glossary / revision cards
3. Encourage and support after school rehearsals when requested by teacher

Purchase:

https://www.amazon.co.uk/Blood-Brothers-Play-Guide-Drama/dp/1911208705/ref=sr_1_2?keywords=blood+brothers+aqa&qid=1570622426&sr=8-2

French

“Confident, effective, global communicators”

Subject Lead: Mrs Boniface

Useful Websites:


<https://www.bbc.co.uk/bitesize/subjects/z9dqxb> <https://www.newsinslowfrench.com>

www.newsinslowfrench.com

[Www.quizlet.com](https://www.quizlet.com)

Exam Board: AQA

<https://www.aqa.org.uk/subjects/languages/gcse/french-8658/specification-at-a-glance>



	Autumn Term	Spring Term	Summer Term
1st Half: Topic	The World of Work Part time jobs, work experience, future work plans. Preparation for the Year 11 Mock Exams.	Revision of Themes 1, 2, 3 Past paper questions and exam strategies.	Revision of Themes 1, 2, 3 Past paper questions and exam strategies.
Skills Focus	Listening, reading, speaking and writing. Translation into English and French. For Higher Tier students, developing an extended response for the 150 writing question.	Listening, reading, speaking and writing. Translation into English and French. For Higher Tier students, developing an extended response for the 150 writing question.	Listening, reading and writing. Translation into English and French.
Assessment	Regular vocabulary testing. Exam Style questions for Listening, Reading, Writing. Mock speaking exam	Regular vocabulary testing. Mock Exams in Listening, Reading, Writing and Speaking	GCSE Exams Paper 1 Listening Paper 2 Speaking Paper 3 Reading Paper 4 Writing
2nd Half: Topic	Social Issues and the Environment Poverty Homelessness Charity work and volunteering The environment Improvements you would make	Revision of Themes 1, 2, 3 Past paper questions and exam strategies.	GCSE Exams Paper 1 Listening Paper 3 Reading Paper 4 Writing
Skills Focus	Listening, reading, speaking and writing. For Higher Tier students, developing an extended response for the 150 writing question.	Listening, reading, speaking and writing. Speaking Exam	
Assessment	Exam Style questions for Listening, Reading, Writing. Mock Speaking Exam at the start of November.	Exam Style questions for Listening, Reading, Writing. Speaking work assessed as appropriate.	GCSE Exams Paper 1 Listening Paper 3 Reading Paper 4 Writing

What three things should I be doing to support my child at home?

1. Help them test vocab regularly; revisiting vocabulary on a regular basis is an effective way to learn it. Add synonyms and antonyms where possible to topic-specific vocabulary lists.
2. Encourage your child to do timed practice questions at home, particularly for writing, working on the 'minute a mark' rule.
3. <https://www.newsinslowfrench.com/> Encourage your child to listen to the news in French and to retell the gist of what they have heard.

Geography

“ Geography is the subject which holds the key to our future” - Michael Palin


Subject Lead: Mrs Sparke

Useful Websites:

<https://www.bbc.com/bitesize/examspecs/zsytxsg>
 GCSE Pod
 Seneca Learning

Exam Board: Edexcel - Specification A

<https://qualifications.pearson.com/en/qualifications/edexcel-gcses/geography-a-2016.html>



	Autumn Term	Spring Term	Summer Term
1st Half: Topic	Coastal Fieldwork Urban Fieldwork	Paper 1 revision	Paper 3 revision
Skills Focus		Content from all units covered in addition to exam skills, map skills, numeracy and literacy skills	
Assessment	GCSE Exam Questions - multiple choice, short open, open response, calculations, and 8-mark extended writing questions.	GCSE Exam Questions - multiple choice, short open, open response, calculations, and 8-mark extended writing questions.	GCSE Exam Questions - multiple choice, short open, open response, calculations, and 8-mark extended writing questions.
2nd Half: Topic	Revision of key content and skills	Paper 2 revision	Revision
Skills Focus	Content from all units covered in addition to exam skills, map skills, numeracy and literacy skills		
Assessment	GCSE Exam Questions - multiple choice, short open, open response, calculations, and 8-mark extended writing questions.	GCSE Exam Questions - multiple choice, short open, open response, calculations, and 8-mark extended writing questions.	GCSE Exams

What three things should I be doing to support my child at home?

1. Encourage them to keep up to date with, and on top of their prep, which is set once a week, and to practice exam questions (revision guides and workbooks are available). Encourage them to seek help in person in the first instance if they are stuck, or directly to their teacher on Google Classroom.
2. Encourage your child to focus on their self-directed revision. Both GCSE Pod and Seneca Learning are applications used in school but can also be used independently and are fantastic interactive ways for students to revise content.
3. Watch documentaries with your child. Keeping up to date with developments in a variety of countries around the world will help them improve at Geography.

German

“Confident, effective, global communicators”

Subject Lead: Mrs Boniface

Useful Websites:


<https://quizlet.com>

<https://www.bbc.co.uk/bitesize/subjects/z8j2tfr>

<https://www.newsinslowgerman.com>

Exam Board: AQA

<https://www.aqa.org.uk/subjects/languages/gcse/german-8668/specification-at-a-glance>



	Autumn Term	Spring Term	Summer Term
1st Half: Topic	Home & Local Area World Of Work	Revision of Theme1, 2 and 3 ahead of Mock Exams	Revision. Past paper questions and exam strategies.
Skills Focus	Listening, reading, speaking and writing. Translation into English and German. For Higher Tier students, developing an extended response for the 150 writing question.	Listening, reading, speaking and writing. Translation into English and German. For Higher Tier students, developing an extended response for the 150 writing question.	Listening, reading and writing. Translation into English and German.
Assessment	Regular vocabulary testing. Exam Style questions for Listening, Reading, Writing. Mock speaking exam	Regular vocabulary testing. Mock Exams in Listening, Reading, Writing and Speaking	GCSE Exams Paper 1 Listening Paper 3 Reading Paper 4 Writing
2nd Half: Topic	Social Issues and the Environment Poverty Homelessness Charity work and volunteering The environment Improvements you would make	Listening, reading, speaking and writing. Speaking Exam	
Skills Focus	Listening, reading, speaking and writing. Translation into English and German. For Higher Tier students, developing an extended response for the 150 writing question.	Listening, reading, speaking and writing. Translation into English and German. For Higher Tier students, developing an extended response for the 150 writing question.	Listening, reading and writing. Translation into English and German.
Assessment	Exam Style questions for Listening, Reading, Writing. Mock Speaking Exam at the start of November.	Exam Style questions for Listening, Reading, Writing. Speaking work assessed as appropriate.	GCSE Exams Paper 1 Listening Paper 3 Reading Paper 4 Writing

What 3 things should I be doing to support my child at home?

1. Help them test vocab regularly; revisiting vocabulary on a regular basis is an effective way to learn it. Add synonyms and antonyms where possible to topic-specific vocabulary lists.
2. Encourage your child to do timed practice questions at home, particularly for writing, working on the 'minute a mark' rule.
3. <https://www.newsinslowgerman.com/> Encourage your child to listen to the news in German and to retell the gist of what they have heard.

History

“The more you know about the past, the better prepared you are for the future.”
- Theodore Roosevelt


Subject Lead: Mrs Urban-Marks

Useful Websites:

- www.bbc.co.uk/education/levels/z4kw2hv
- www.bbc.co.uk/history
- www.schoolhistory.co.uk
- www.spartacus.schoolnet.co.uk/

Exam Board: Edexcel

<https://qualifications.pearson.com/en/qualifications/edexcel-gcses/history-2016.html>



	Autumn Term	Spring Term	Summer Term
1st Half: Topic	Cold War Origins of the Cold War 1942 - 1958	End of the Cold War (1970 - 1991)	Revision
Skills Focus	Inference Explanation Source analysis Interpretations	Description Explanation Argument Source analysis English	
Assessment	GCSE Exam Questions	Mock Exams	
2nd Half: Topic	Cold War Crises (1958 - 1970)	Revision Medicine Through Time Cold War Nazi Germany	Revision
Skills Focus	Inference Explanation Source analysis Interpretations	Inference Explanation Narrative Source analysis Interpretations	
Assessment	GCSE Exam Questions	GCSE Exam Questions	GCSE Exams

What three things should I be doing to support my child at home?

1. Encourage them to keep up to date with, and on top of their homework, which is set once a week. Encourage them to seek help in person (not on Google Classroom) if they are stuck
2. Encourage your child to check their work (including key spellings, punctuation etc.) and respond to the feedback in their History book (answering questions and correcting mistakes). This is the best way for them to develop their skills and progress in the subject
3. Read with your child. Developing their literacy is one of the quickest ways to improve their work in History.

Hospitality & Catering

BTEC
Level 2
Award

“ Skills for Life”


Subject Lead: Mrs August

Useful Websites:

<http://www.bbcgoodfood.com>

Exam Board: Educas

<https://www.educas.co.uk/media/Odzpjezk/wjec-level-1-2-award-in-hospitality-and-catering-specia-from-2016-e-29-11.pdf>



	Autumn Term	Spring Term	Summer Term
1st Half: Topic	NEA Controlled Assessment practise	NEA Controlled Assessment	Revision
Skills Focus	Students will complete a run through of the NEA controlled assessment to gain an understanding of the skills they will need to demonstrate and how they will be assessed.	Students will receive a brief from the exam board. They will complete research, nutritional analysis and a time plan for their chosen dishes. Students will complete a 4 hour practical exam, cooking 2 different dishes.	Students will complete a written exam assessing their theory knowledge.
Assessment	Written controlled assessment presentation	Mock Exam	
2nd Half: Topic	NEA Controlled Assessment practise	NEA Controlled Assessment	
Skills Focus	Students will take a mock practical exam, cooking 2 dishes in 4 hours. Students will complete and improve their NEA work with feedback from their teacher.	Students will complete a 4 hour practical exam, cooking 2 different dishes.	
Assessment	Practical Mock Exam	NEA Controlled Assessment	Level 2 Exam

What three things should I be doing to support my child at home?

1. Practising dishes made at home.
2. Encourage your child to watch programmes such as The Great British Bake Off.
3. Ensure they are engaged in active revision for assessments i.e. creating revision materials to help them learn and not just reading.

Latin

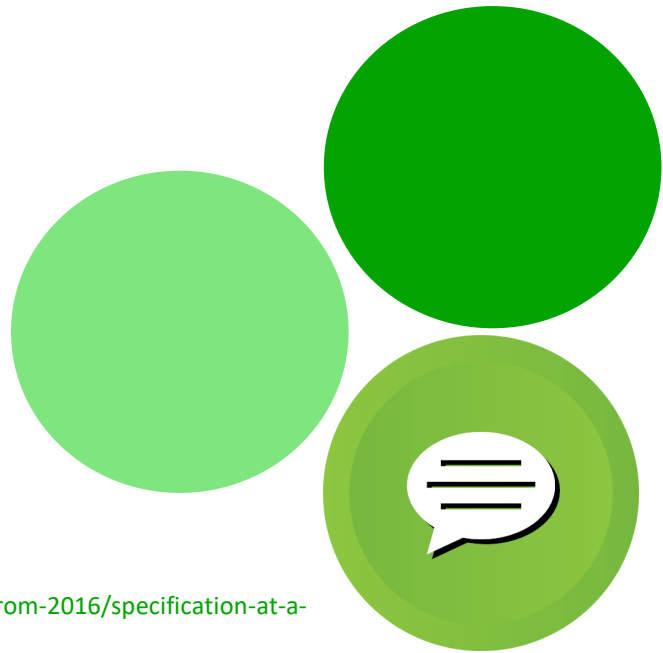
“ Reading the past to bridge the ancient and modern worlds ”

Subject Lead: Ms Weightman

Latin is an optional, additional GCSE subject, studied during 1 x Prep and 2 x Enrichment Sessions each week.

Exam Board: OCR

<https://www.ocr.org.uk/qualifications/gcse/latin-j282-from-2016/specification-at-a-glance/>



	Autumn Term	Spring Term	Summer Term
1st half: <ul style="list-style-type: none"> Language Literature 	Language: Passive & Deponent Verbs (all Tenses) Participles Ablative Absolute Conditionals & Temporal Clauses Literature: Prose Set text 2 (Sagae Thessalae) Textual Analysis - style critique 6 mark Questions 8 mark Questions 10 mark Questions : Themes & Character questions	Language: The Subjunctive Mood & its Uses Revision of Indirect Statements Practice Passages - Taylor & Cullen’s Latin Stories Literature Verse Set text: Virgil Aeneid 6 Textual Analysis - style critique 6 mark Questions 8 mark Questions 10 mark Questions : Themes & Character questions	Language: Past Papers Revise all vocabulary Targeted translation clinics - trickier syntax & commonly confused vocab Irregular Verbs & Ablative Absolutes Bootcamp Literature: Past Papers Timed Practice questions 10 mark questions - Theme brainstorming
Skills Focus	Translation fluency & comprehension skills	Translation fluency & comprehension skills	Preparation for exams: Revision of Vocabulary, timed practice of exam style questions
Assessment	Exam style language passage translations Exam style literature passage translations	February Mock examinations - Verse & Language Selected questions from OCR past papers	Past Papers Targeted Language exercises Vocabulary drills
2nd Half: <ul style="list-style-type: none"> Language Literature 	Revise all Accidence & Syntax for November Mock exams Revise Sagae Thessalae for November Mock Exams	Revise all Accidence & Syntax for February Mock exams Revise Aeneid 6 for February Mock Exams	Past Papers Revision - All Accidence & Syntax Revision - All Set Texts
Skills Focus	Translation technique Timed practice Literature - 8 & 10 markers	Translation technique Timed practice Literature - 8 & 10 markers	Translation technique Timed practice Literature - 8 & 10 markers
Assessment	Mock examinations - Prose & Language Selected questions from OCR past papers	Mock examinations - Verse & Language Selected questions from OCR past papers	Language 90 mins 100 marks Prose Literature 60 mins 50 marks Verse Literature 60 mins 50 marks

What three things should I be doing to support my child at home?

1. Encourage them to learn their Defined Vocabulary List thoroughly
2. Encourage them to do practice translations - GCSE Latin Stories
3. Encourage them to revise their set texts ‘little & often’

Media Studies

“Question, create, communicate”


Subject Lead: Miss Taylor-Wareham

Useful Websites:

<http://www.mediaknowall.com/gcse/gcse.php>

<https://www.bbc.com/bitesize/subjects/ztnygk7>

<https://www.theguardian.com/uk/culture>



Exam Board: AQA

<https://www.aqa.org.uk/subjects/media-studies/gcse/media-studies-8572/specification-at-a-glance>

	Autumn Term	Spring Term	Summer Term
1st Half: Topic	NEA	Component 2: Music Promotion	Exam preparation Component 2
Skills Focus	Production of media texts	Study of set text Exploration of music videos and how they have evolved, including impacts on society and industry.	Focus on essay question skills. Tailored revision of all topics according to data collated from a range of assessments.
Assessment	Coursework	Mock Exams	Regular Exam Practice
2nd Half: Topic	Mock exams: preparation of exam techniques	Revision Component 1	
Skills Focus	Preparation for mock exams: revision of texts covered across course.		
Assessment	Mock Exam	Regular exam practice - short questions and essay pieces.	GCSE Exams

What three things should I be doing to support my child at home?

1. Encourage them to watch and read relevant news daily to build an awareness of world events.
2. Encourage them to complete independent revision, especially on topics that were studied nearer the beginning of the course.
3. Research the context of the current topic, focusing on historical, social, cultural and political influences.

Music

“Music can change the World” - Beethoven

Subject Lead: Ms Rixon


Useful Websites:

<https://www.bbc.co.uk/bitesize/examspecs/bmct39>

<https://www.teoria.com/>

<https://www.musictheory.net/>

Exam Board; Eduqas



	Autumn Term	Spring Term	Summer Term
1st Half: Topic	Film Music	Musical Theatre	Revision
Skills Focus	Develop an understanding of the emotional impact of musical choices. Improve analysis, listening and keyboard skills. Introduction to Brief composition.	Explores examples of musical theatre and develops an understanding of the ingredients to a typical song performed at West End/Broadway. Exam technique. Brief composition.	Musical theory. Musical terms, including Italian terms for dynamics, tempo and articulation. Exam technique. Revision of genres and set works.
Assessment	In class listening/dictation tests	Ensemble performance Mock Exam Brief Composition	In class listening test/dictation tests
2nd Half: Topic	Minimalism	Revision	
Skills Focus	Demonstrate an understanding of key features via analysis skills. Exam technique. Brief composition.	Musical theory. Musical terms, including Italian terms for dynamics, tempo and articulation. Exam technique. Revision of genres and set works. Composition and scores.	
Assessment	Solo performance Mock Exam Brief composition	In class listening/dictation tests Free & Brief composition	

What three things should I be doing to support my child at home?

1. Encourage students to attend 8 a.m. music theory sessions on Wednesday
2. Encourage students to complete one hour of composition a week after school
3. Regularly practise their instrument in order to prepare for their performance component

Physical Education

“It’s all about the journey, not the outcome”

Subject Lead: Ms Still

Useful Websites:

www.activesurrey.com

www.senecalearning.com

www.bbc.com/bitesize/examspecs/ztrcg82




Exam Board: AQA

<https://filestore.aqa.org.uk/resources/pe/specifications/AQA-7582-SP-2016.PDF>

	Autumn Term	Spring Term	Summer Term
1st Half: Topic	P1 - Recap of previous P1 at the start of all lessons P2 - Commercialism and Ethics in sport	P1 - Training, calculating intensities and types of data P2 - Hooliganism, participation/ health and wellbeing, personality types	Revision for the GCSE exam P1 - cardio-respiratory system P2 - Psychology in sport, Feedback, guidance
Skills Focus	Identify, explain and discuss the impact of media, sponsorship, commercialism. Identify, explain and discuss the differences and examples of gamesmanship, sportsmanship, contract to compete and etiquette.	Discuss the effects of training types, altitude, seasonal aspects. Identify and explain the parts to a warm up. Explaining methods, presenting and analyses and evaluation of data. P2 - Discuss Strategies employed to combat hooliganism/ spectator behaviour, explain arousal and relate physical activity or sport, identify and explain the characteristics of introvert and extrovert personality types.	Explain the process of the pathway of air, mechanics of breathing, anaerobic and aerobic and the structure of the heart P2 - Identify examples of, and evaluate, the effectiveness of the use of types of feedback, guidance Past paper questions/Application of knowledge
Assessment	Practical: Assessed against the GCSE criteria Theory: Half Termly Assessments on the content covered in final exam style. NEA - Coursework related to fitness and skills strengths and weaknesses. Homework: 2 a week. One on paper 1 and the other on paper 2	Practical: Assessed against the GCSE criteria Theory: Half Termly Assessments on the content covered in final exam style. NEA - Coursework related to fitness and skills strengths and weaknesses. Homework: 2 a week. One on paper 1 and the other on paper 2	Practical: Assessed against the GCSE criteria Theory: Half Termly Assessments on the content covered in final exam style. NEA - Coursework related to fitness and skills strengths and weaknesses. Homework: 2 a week. One on paper 1 and the other on paper 2

Physical Education



	Autumn Term	Spring Term	Summer Term
2nd Half: Topic	<p>P1- Cardiovascular and respiratory system Health and fitness</p> <p>P2 - Prohibited substances, spectator behaviour</p>	<p>P1 - Anatomy and physiology</p> <p>P2 - Lifestyle, obesity, somatotypes, energy and nutrition.</p>	<p>Revision Practice Questions</p>
Skills Focus	<p>Identify and explain the cardiovascular and respiratory parts and process. Identify and explain the differences between health and fitness. Identify types of components, training and fitness testing. Justify your reasons and relate this to a sporting performer.</p> <p>P2 - Identify types of PEDS and discuss spectator behaviour.</p>	<p>Identification and structure of a synovial joint. Identify and explain the role of muscles, joints and relate to types of movement within the body.</p> <p>P2 - Discuss the consequences of a sedentary lifestyle, explain obesity and how it may affect performance. Identify parts and discuss a balanced diet.</p>	<p>Past paper questions/Application of knowledge</p>
Assessment		<p>Internal and external video assessment January 2022 Non-exam assessment coursework deadline—January 2023</p>	<p>GCSE Exams</p>

What should I be doing to support my child at home?

1. The final GCSE PE grade is made up of 60% written theory exam and 40% NEA. It is important that your son/daughter plays at least one sport outside school, to a high level. They will be assessed in 2 team and 1 individual sports or 1 team and 2 individual sports. As well as playing regularly outside of school they should attend all extra curricular clubs on offer which will benefit their practical grade. Some sports will need to be assessed outside of school and will require video evidence.
2. Ensure the correct kit is brought to every GCSE and CORE PE lesson and jewellery is removed before participation. Kit includes: PE: Polo shirt, White trainers, white socks, black shorts and jumper/hoodie (no logos) Games: Games polo, Trainers and studs, mouthguard, black games socks, black shorts and jumper. All students will be required to wear kit if they are in attendance at every PE and games lesson.

Major Deadlines: NEA Coursework - October Half Term
 NEA Video Evidence - October Half Term
 NEA Moderation - April - May

PSHE & Citizenship

“Learning about ourselves & others”

Subject Lead: Mr MacCarron

Useful Websites:

www.citizenshipfoundation.co.uk

www.bbc.co.uk/schools/citizenx

www.pshe-association.org.uk



	Autumn Term	Spring Term	Summer Term
1st Half: Topic	Mental and physical wellbeing; Including; To talk about types of mental wellbeing including stress, self harm and eating disorders. To know coping strategies for mental health and where to get help. To understand the importance of a balanced diet and fitness in maintaining good overall health. To understand the facts about class A drugs in regards to the law and the effects on both physical and mental well being. To know the facts on prescription drugs and their effects. With a focus on Xanax.	Sexual Relationships and Sexual Health; Students will learn about difficult topics such as rape, STI's, pornography and abuse Students will also explore whether or not they are ready for sex and serious relationships	
CIRCLE Values / Subject Links	Courtesy / Resilience / Integrity / Healthy Eating and exercise / Science	Courtesy / Resilience / Enthusiasm / Integrity / Science	
Assessment	Audit of lesson objectives using student PSHE booklets	Audit of lesson objectives using student PSHE booklets	
2nd Half: Topic	Families, relationships and being safe; including; To understand the different types of unhealthy relationships with a focus on domestic violence. To know what a healthy relationships including consent regarding physical consent. To understand what sexual harassment entails and who to seek help from. To have respect for other faiths, cultures and sexual orientation. To recognise unhealthy relationships including rape and revenge porn. To understand STI's, contraception and abortion	Internet safety and harms; including; To be able to identify harmful behaviour online. To understand the importance of passwords. To recognise how media can perpetuate stereotypes. To understand the law regarding sexual images and have strategies to manage this. To understand how radicalisation occurs online.	
CIRCLE Values / Subject Links	Courtesy / Resilience / Enthusiasm / Integrity / Science / Religious Studies	E-Safety / Courtesy / Integrity / Resilience / Science	
Assessment	Audit of lesson objectives using student PSHE booklets	Audit of lesson objectives using student PSHE booklets	

What three things should I be doing to support my child at home?

1. Discuss the topics studied with your child and ask them to explore the legal, social and economic context around each one
2. Discuss mental and physical wellbeing
3. Ask them to reflect on their behaviours and emotions with you and identify triggers for behaviours

Religious Studies

“Promoting tolerance and inclusion, through knowledge and understanding.”


Subject Lead: Mr Lyons

Useful Websites:

<https://www.bbc.co.uk/bitesize/examspecs/zjgx47h>

Exam Board: AQA

<https://www.aqa.org.uk/subjects/religious-studies>



	Autumn Term	Spring Term	Summer Term
1st Half: Topic	Relationships & Families	Christianity: Practices (Revision)	Revision
Skills	Exploration of Christian and Muslim teachings on, and attitudes to, family units, sexuality, contraception, same-sex relationships, divorce and the sanctity of marriage, along with contemporary family issues, including the roles of men and women and gender equality.	Study of Christian practices such as holy orders, sacraments, different worship styles and traditions, along with how these practices influence Christians' behaviour. This topic was first taught in Year 9.	
Assessment	GCSE style examination questions	GCSE style examination questions	
2nd Half: Topic	Christianity: Beliefs and Teachings (Revision)	Revision	GCSE Exam
Skills	Study of Christian beliefs and teachings, such as the nature of God, Heaven and hell, beliefs surrounding the creation and afterlife. This topic was first taught in Year 9.	Exact further topics to be agreed after students have sat mock examinations.	
Assessment	GCSE style examination questions	Short, in-class examination-style questions	

What three things should I be doing to support my child at home?

1. When completing GCSE-style examination questions, ensure your child practises completing them in the allotted time, rather than take longer, as this is a required skill for the written examinations.
2. Encourage your child to check their work (including key spellings, punctuation etc.) and respond to the feedback in their RE exercise books (answering questions and correcting mistakes). This is the best way for students to develop their skills and progress in the subject
3. Debate key topics at home to help students develop good questioning skills, ultimately used in their written examinations.

Spanish

“Confident, effective, global communicators”

Subject Lead: Mrs Boniface

Useful Websites:

<https://quizlet.com>

<https://www.bbc.co.uk/bitesize/subjects/z4dqxn>

<https://www.newsinslowspanish.com/>

Exam Board: AQA

<https://www.aqa.org.uk/subjects/languages/gcse/spanish-8698/specification-at-a-glance>



	Autumn Term	Spring Term	Summer Term
1st Half: Topic	World of Work	Social Issues and the Environment Poverty Homelessness Charity work and volunteering The environment Improvements you would make	Revision. Past paper questions and exam strategies.
Skills Focus	Listening, reading, speaking and writing. Translation into English and Spanish. For Higher Tier students, developing an extended response for the 150 writing question.	Listening, reading, speaking and writing. Translation into English and Spanish. For Higher Tier students, developing an extended response for the 150 writing question.	Listening, reading and writing. Translation into English and Spanish.
Assessment	Regular vocabulary testing. Exam Style questions for Listening, Reading, Writing. Mock speaking exam	Regular vocabulary testing. Mock Exams in Listening, Reading, Writing and Speaking	GCSE Exams Paper 1 Listening Paper 3 Reading Paper 4 Writing
2nd Half: Topic	Social Issues and the Environment Poverty Homelessness Charity work and volunteering The environment Improvements you would make	Listening, reading, speaking and writing. Speaking Exam	
Skills Focus	Listening, reading, speaking and writing. Translation into English and Spanish. For Higher Tier students, developing an extended response for the 150 writing question.	Listening, reading, speaking and writing. Translation into English and Spanish. For Higher Tier students, developing an extended response for the 150 writing question.	Listening, reading and writing. Translation into English and Spanish.
Assessment	Exam Style questions for Listening, Reading, Writing. Mock Speaking Exam at the start of November.	Exam Style questions for Listening, Reading, Writing. Speaking work assessed as appropriate.	GCSE Exams Paper 1 Listening Paper 3 Reading Paper 4 Writing

What 3 things should I be doing to support my child at home?

1. Help them test vocab regularly; revisiting vocabulary on a regular basis is an effective way to learn it. Add synonyms and antonyms where possible to topic-specific vocabulary lists.
2. Encourage your child to do timed practice questions at home, particularly for writing, working on the 'minute a mark' rule.
3. <https://www.newsinslowspanish.com/> Encourage your child to listen to the news in Spanish and to retell the gist of what they have heard.

Travel & Tourism

BTEC Level
1 / Level 2
First Award

“Work today, succeed tomorrow.”

Subject Lead: Mrs Sweryt

Useful Websites:

<https://www.independent.co.uk/travel>
<http://www.travelweekly.co.uk/>
<https://www.abta.com/news>

Exam Board: Edexcel

https://qualifications.pearson.com/content/dam/pdf/BTEC-Firsts/Travel-and-Tourism/2013/Specification-and-sample-assessments/BTECFIRST_AWD_TT_SPEC_ISS3.pdf



	Autumn Term	Spring Term	Summer Term
1st Half: Topic	Unit 4: Know the major International travel and tourism destinations and their appeal	Unit 3: Investigate travel and tourism customer service.	Unit 1 (Exam): Understand the UK travel and tourism sector and its importance to the UK economy.
Skills Focus	Map reading and associated skills. Advertising and publish skills Understanding the needs of different types of consumers.	Understanding different types of customer services and the impact on customer experiences.	Glossary and Vocabulary Principles of sustainable tourism. Understand the different types of industries that make up the travel and tourism sector.
Assessment	Coursework—Unit 4A-C	Coursework—Unit 3A-C	External Exam—Unit 1
2nd Half: Topic	Unit 1 (Exam): Understand the UK travel and tourism sector and its importance to the UK economy.	Unit 3: Understand the importance of customer service to travel and tourism organisations.	Unit 1: Understand the role of consumer technology in the travel and tourism sector
Skills Focus	Glossary and Vocabulary Principles of sustainable tourism. Understand the different types of industries that make up the travel and tourism sector.	Analysing the impact of excellent and poor customer service.	The impact of technology on Travel and Tourism. Past Paper Exam Practice
Assessment	November Mock Exam	Coursework—Unit 3A-C	External Exam—Unit 1

What three things should I be doing to support my child at home?

1. Encourage them to listen, watch or read the travel news on a daily basis.
2. Let them help plan your travel and holiday. Even a bus or train trip.
3. Watch travel programmes and documentaries.


Textiles

“Skills for Life”

Subject Lead: Mrs August

Useful Websites:

- [BBC Bitesize - KS3 & KS4 Design & Technology](https://www.bbc.com/bitesize/subjects/zvg4d2p)
- www.technologystudent.com
- www.designandtech.com
- www.instrucables.com
- <https://www.bbc.com/bitesize/subjects/zvg4d2p>



Exam Board: AQA

<https://www.aqa.org.uk/subjects/design-and-technology/gcs>

	Autumn Term	Spring Term	Summer Term
1st Half: Topic	NEA Project	NEA Project	Revision
Skills Focus	Students will be starting their non-examined assessment. Students will be designing and producing a product which was inspired by one of the three contexts set by the exam board.	Students will be completing their non-examined assessment. Deadline for the NEA February 9th 2024.	Students will focus on revision of the exam content, with a focus on improving exam technique.
Assessment	Your project will be assessed as a whole.	Mock Exams	
2nd Half: Topic	NEA Project	Revision	
Skills Focus	Students will be continuing their non-examined assessment.	Students will focus on revision of the exam content, with a focus on improving exam technique.	
Assessment	Your project will be assessed as a whole.	Exam Style Questions	

What three things should I be doing to support my child at home?

1. Keeping up to date with new concepts and products, watching programs like ‘how its made’ and ‘repair shop’
2. Help students manage deadlines in order to complete their NEA folder
3. Ensure they are engaged in active revision for assessments i.e. creating revision materials to help them learn and not just reading.

Work Ready

“Opening up a World of Opportunity”

Subject Lead: Mr Inglis

Useful Websites:

<https://nationalcareers.service.gov.uk/>

<https://unifrog.org>

<https://www.hoevalleyschool.org/workreadyskillsandcareers/>



The Work Ready Agenda is one of Hoe Valley School’s defining features, and something that sets us apart from other local schools.

From the start of Year Seven, our students are supported in exploring ideas and finding out about different careers. We have regular guest speakers, workshops and other events to provide every opportunity for students to explore their ideas about the world of work, and to help equip them to make the difficult decisions that await.

Careers platform Unifrog provides all students with access to relevant and up to date Labour Market Information and details of post-16 and university options, as well as a series of tools aimed at encouraging them to explore careers that might work for them.

In Year 11, though, the focus switches towards individual support as students start to make big decisions about what they might do after their GCSEs and as they start to build a career. All students will attend a one-to-one meeting with a careers advisor by the autumn half term of Year 11 as they start to apply for college and Sixth Form places.

While the natural next step for most is Hoe Valley Sixth Form, we recognise that an academic School Sixth Form is not for everyone, and all students will be exposed to other options such as vocational education and apprenticeships.

We are proud of our track record in recent years of placing 100% of our students into post-16 education or training, and will work closely with individuals in need of most support to ensure that they have a Sixth Form, college or apprenticeship place for after their GCSE exams. Our programme of targeted interventions aims to support those that may be at risk of dropping out of education after school.

What three things should I be doing to support my son or daughter at home?

1. Talk to your child about their next steps: do they plan to do A-Levels or vocational qualifications such as T-Levels? Where do they see their post-16 education leading them? Use Unifrog with them to explore their options.
2. Take your child to Open Evenings at Sixth Forms and Colleges in order to get a feel of where might be most suitable for them.
3. Foster a sense of curiosity in the world of work, and encourage your child to ask family and friends about the world of work and what they enjoy doing.

Community


" A community that learns together, grows together"

Subject Lead: Mrs Sweryt

Useful Websites:

<https://www.woking.gov.uk/news-list>

<https://www.visitsurrey.com/explore/boroughs-and-districts/woking-borough-council>



The Community Agenda is one of Hoe Valley School's founding principles, placing the school firmly in the heart of the local community and developing the school's reputation.

From the moment of Primary school transition, our students are encouraged to foster and grow a sense of community within the school and are exposed to vibrant and exciting learning opportunities via links with the local area.

They will be encouraged to have a deeper understanding of their local area, such as in regards to local businesses, Woking Borough Council, charities, biodiversity; focusing on the variety of opportunities on their doorstep.

Lessons across all departments will promote the Community vision wherever possible and will deliver meaningful community development. Businesses will be invited to work with staff and students for the benefit of all those involved. This will be extended via the organisation of relevant trips, visits from relevant speakers and visitors, and enrichment programmes.

Links with Primary schools will continue to promote ongoing collaborative learning at KS4. This will support engagement in secondary school subjects and will be highly visible in the activities, events and enrichment activities that the students will take part in.

Year groups will be working with three charities per year to raise funds and awareness, promoting the charity within the Community and developing their local knowledge.

What three things should I be doing to support my child at home?

- 1) Encourage your son or daughter to participate in community events and take an active interest in how the local area works.
- 2) Help your son or daughter to explore outside interests and how that could be incorporated within their school work.
- 3) Identify local businesses that they have come into contact with and consider how they can support and promote them.